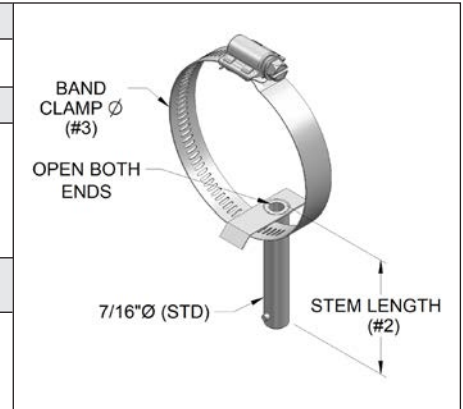


# BAYONET ACCESSORIES

## STAINLESS STEEL PIPE CLAMP ADAPTERS

#1	DESCRIPTION		
2C	Pipe clamp bayonet adapter (For .125" Ø and .188" Ø sensors)		
#2	L (STEM LENGTH IN INCHES)		
R	1-3/4"		
S	3-3/4"		
T	8-3/4"		
X	Other, specify		
Z	N/A, hose clamp only		
#3	STANDARD PIPE SIZE (INCHES)	BAND CLAMP MIN. (INCHES)	DIAMETER MAX. (INCHES)
1	1/4 to 3/8	7/16	25/32
2	1/2 to 3/4	11/16	1-1/4
3	1 to 1-1/2	1-1/16	2
4	2 to 2-1/2	2-1/16	3
5	3 to 3-1/2	3-5/16	4-1/4
6	4	3-9/16	4-1/2
7	5	5-1/8	6
8	6	6-1/8	7
X	Other Specify		

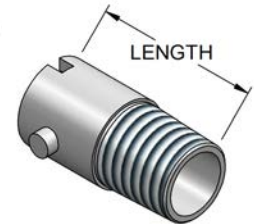
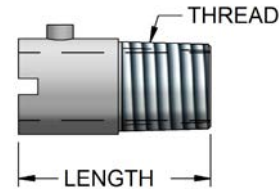


**Note:** L = Length of stem. Should be equal to the maximum insulation thickness + 3/4". The bayonet sensor length for adjustable should be L + 1-1/4". For fixed, it should be L + 1/2".

2C    S    3

## NICKEL PLATED SLOT HEAD ADAPTERS

THREAD			LENGTH
1/8" NPT	3/8"-24	1/4"NPT	
2A	2E	6BA78	7/8" overall length
2A1	—	6BA	1-1/4" overall length
2B	2F	—	1-1/2" overall length
2C	2G	—	2-1/2" overall length
2D	2J	—	3-1/2" overall length



**Note:** To order adapters of different lengths, use 2A + X for 1/8" NPT and 2E + X for 3/8"-24 threads. You must specify length. Standard slot head adapters are nickel plated brass. Other materials are available upon request.